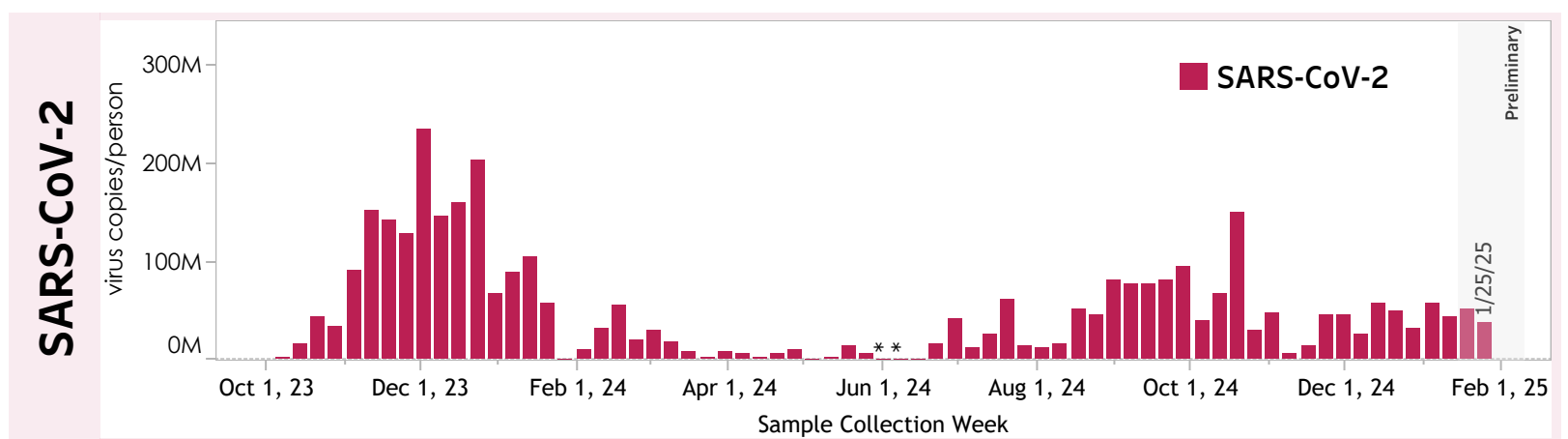
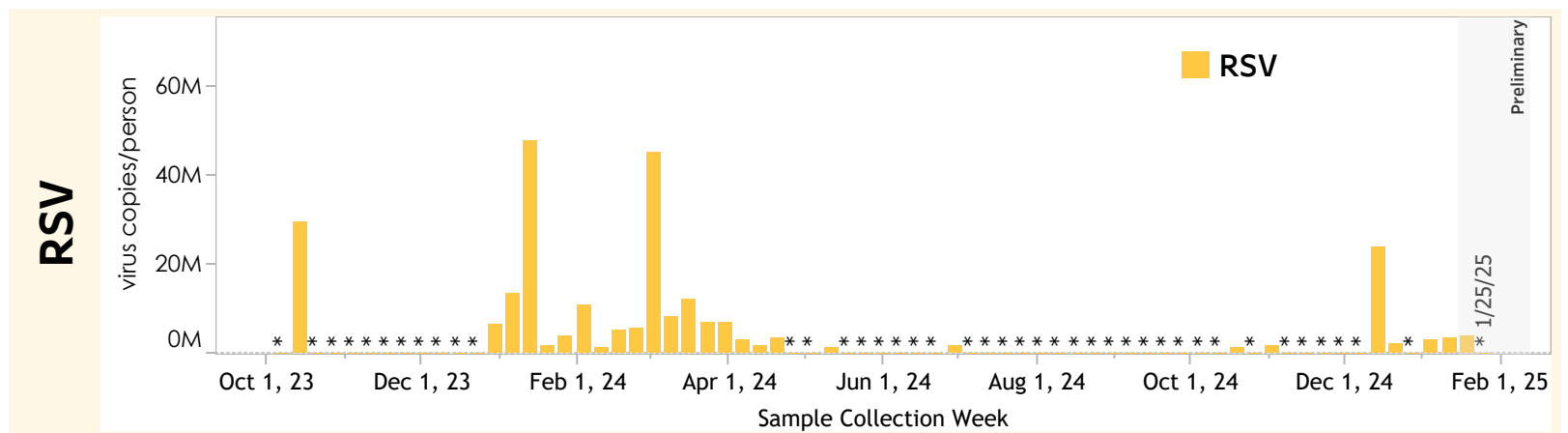
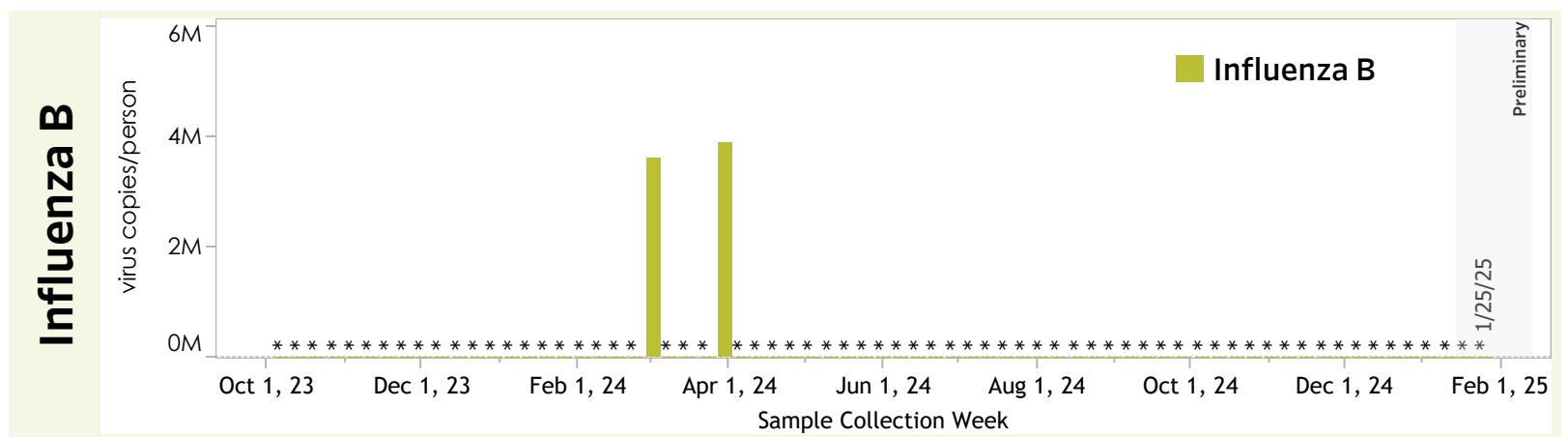
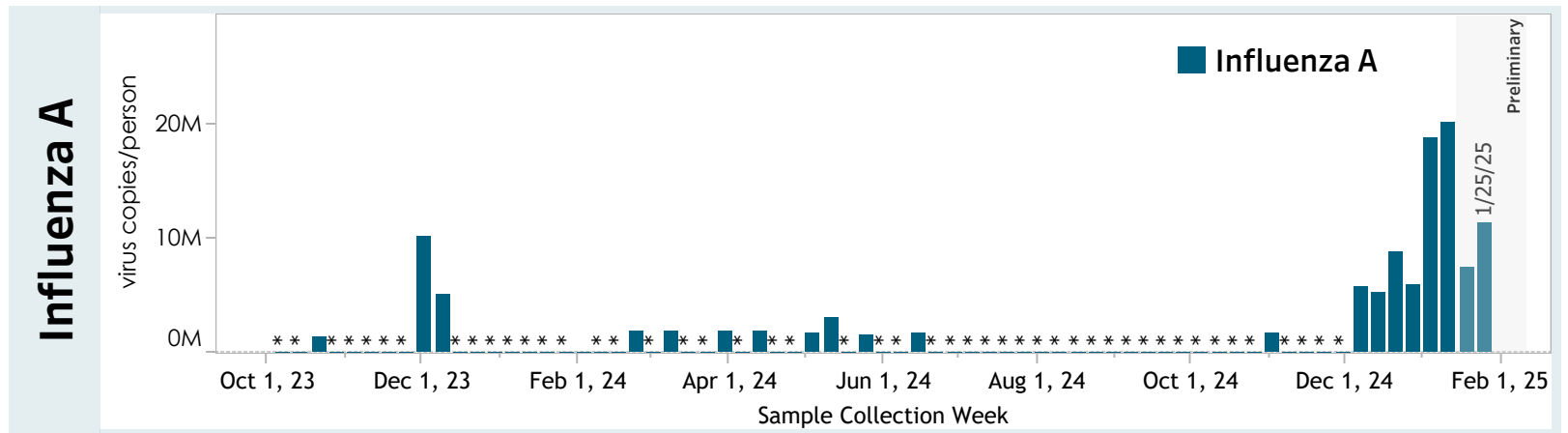


# Wastewater Surveillance Report – Hastings WWTP

## Nebraska Wastewater Surveillance System

Weekly Respiratory Virus Levels in Wastewater: Week Ending 1/25/25 (Wk4)



\*Asterisk = Virus not detected; M = Million

Concentrations of respiratory viruses in wastewater are averaged by sample collection week. Units are reported as virus copies per person. Data shown here are normalized to adjust for flow rate on the day of sample collection and population of the sewershed area. Wastewater data for the most recent week is preliminary and will be updated as additional samples are received. For more information, see about the data section. To learn more about wastewater surveillance, visit: <https://www.cdc.gov/nwss/about.html>

# Wastewater Surveillance Report – Hastings WWTP

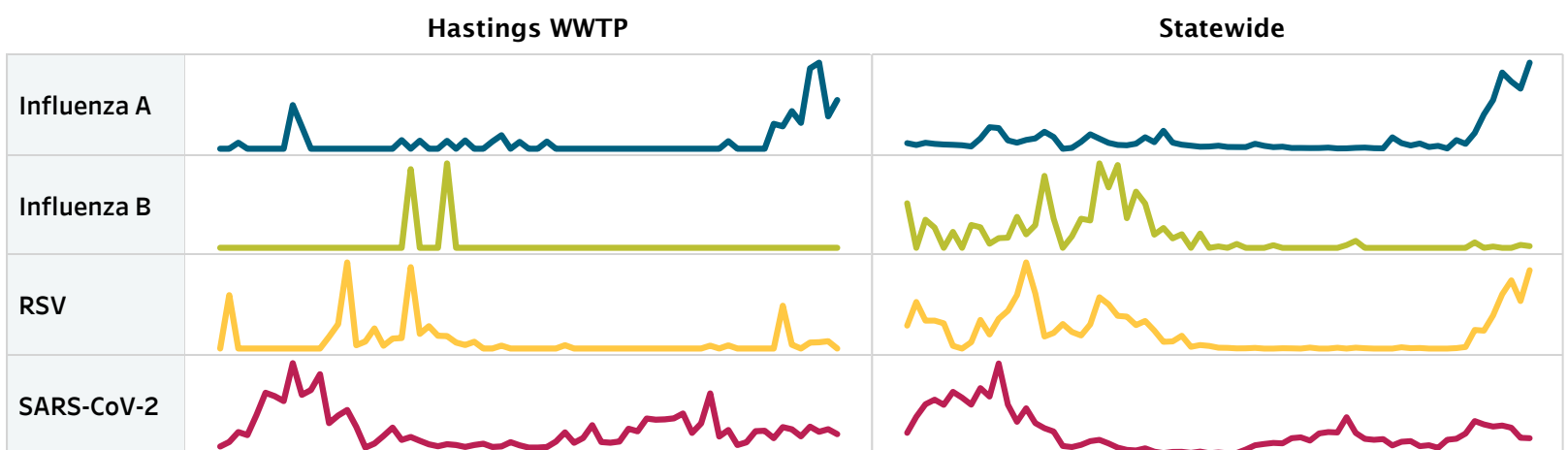
## Nebraska Wastewater Surveillance System

### Normalized Wastewater Concentrations by Collection Date: Last 8 Samples

	12/23/24	12/30/24	1/1/25	1/7/25	1/8/25	1/14/25	1/15/25	1/20/25
<b>Influenza A</b>	6.1M	16.6M	21.0M	15.0M	25.4M	7.0M	8.2M	11.4M
<b>Influenza B</b>	0.0M	0.0M	0.0M	0.0M	0.0M	0.0M	0.0M	0.0M
<b>RSV</b>	0.0M	2.2M	4.4M	7.0M	0.0M	1.1M	7.1M	0.0M
<b>SARS-CoV-2</b>	31.3M	25.5M	90.9M	50.9M	37.0M	46.6M	55.5M	37.4M

**Note:** Data for the most recent week is Preliminary

### Facility vs Statewide Weekly Trends Since October 1, 2023



**What is Wastewater Surveillance?** Wastewater surveillance is a public health tool to monitor the prevalence of infectious disease pathogens in a community. By testing wastewater from wastewater treatment plants (WWTP), we can measure the amount of viruses or other pathogens in community-wide sample while ensuring individual privacy and anonymity.

Benefits of wastewater surveillance:

- Captures infections from people with and without symptoms.
- Surveillance does not depend on people seeking healthcare or testing.
- Potential to provide an early warning of increase in virus levels in the community.
- Cost-effective compared to clinical surveillance.

**Wastewater Surveillance in Nebraska:** Nebraska's Wastewater Surveillance System (NeWSS) is a collaboration between Nebraska DHHS, wastewater utilities across Nebraska, University of Nebraska-Lincoln (UNL), Nebraska Public Health Lab (NPHL), local public health departments and the CDC. NeWSS is currently monitoring for respiratory viruses, including Influenza A, Influenza B, Respiratory Syncytial Virus (RSV), and SARS-CoV-2.

**About the Data:** This report shows concentrations of respiratory viruses in wastewater at the Hastings WWTP. Data are aggregated by sample collection week. Units are reported as virus copies per person. Data shown here are normalized to adjust for flow rate on the day of sample collection and population of the sewershed area. If the virus is not detected, it is marked as asterisk(\*). Wastewater data for the most recent two weeks are marked as preliminary. Data may be revised when wastewater samples are received and processed for the previous weeks. Wastewater surveillance is an evolving science, and NDHHS may update methods and visualizations to improve the understandability of wastewater data. M = Million; WWTP = Wastewater Treatment Plant

**Data Use and Considerations:** Wastewater surveillance helps monitor for the presence and trends of infectious diseases within the community. Data can serve as an indicator whether the spread of disease in a community is increasing, decreasing or stable. Wastewater surveillance complements traditional public health surveillance methods and data are most useful when used alongside other data. For more information about wastewater surveillance, visit: <https://www.cdc.gov/nwss/about.html>